




Weekly grid Reception phase 2

Autumn 2 week 2

Lesson focus	Revisit and review		Teach and practise					Practise and apply		
	GPCs	Pronunciation phrase	Initial/end sounds: What's in the box?	New GPC and mnemonic	Formation phrase	Oral blending	Teacher-led blending words Independent reading	Tricky words	Read the phrase	Spelling
v volcano	ck i e u o a h b f r l ll ff ss j	Put your teeth against your bottom lip and make a buzzing sound v v v v	volcano van vegetable	v volcano 	Down to the bottom of the volcano and back up to the top.	v-a-n v-e-t j-a-m	Review: jam jug mess hill New: van vet Independent: fat peck	New: and** Review: the put* pull* full*	a fat hen on a hill	fat
w wave	ck i e u o a h b f r l ll ff ss j v	Pucker your lips and keep them small as you say w w w	wave wig web	w wave 	From the top of the wave to the bottom, up the wave, down the wave, then up again.	w-e-t w-i-g w-a-g	Review: van off fuss New: wet wig wag Independent: dig sock	New: has Review: the put* pull* full* and**	a red sock in a van	sock
x box	ck i e u o a h b f r l ll ff ss j v w	Mouth open, then push the cs/x sound through as you close your mouth cs cs cs (x x x)	fox box wax (candle)	x box 	Start at the top, then across to the bottom of the box. Start at the top, then across to the bottom of the box.	f-o-x s-i-x b-o-x	Review: win pick bell New: fox six box Independent: hiss sad	New: his Review: has the put* pull* full* and**	a sad cat on a bed	sad
y yoyo	ck i e u o a h b f r l ll ff ss j v w x	Smile, tongue to the top of your mouth; say y without opening your mouth y y y	yellow yoyo yap (dog)	y yoyo 	Down and round the yo-yo, then follow the string round.	y-e-s y-u-m y-a-p	Review: vet fix wax New: yes yum yap Independent: hug fun	New: her Review: his has the put* pull* full* and**	a big dog at the vet	hug
Review	ck i e u o a h b f r l ll ff ss v w x y	Graphemes to display: v w x y	Sort objects by initial/end sound: fox wig van yoyo			Blend from the box w-e-b j-e-t b-o-x y-a-p (dog)	Review: web jet box yap sack hiss jug Independent: nap rock Play Change it: leg peg peck pet vet yet yes (use cards, not words)	Review: his her has the put* pull* full* and**	a nap in a box	rock

Reading practice sessions with decodable reading books three times a week

Notes for these lessons

- Use the GPCs in red for **Quick review**. Use the Prompt card and 'How to' video 'Revisit and Review: GPCs' for support.
- **Tricky words:** The 'tricky' part of the word is in **bold**. *The tricky words 'put', 'pull' and 'full' may not be tricky in some regional pronunciations and in which case should not be treated as such. Please add these words to **Revisit and review: Teacher-led blending words**.
- **The tricky word 'and' is considered tricky because it has adjacent consonants.
- Lessons 1–3: Use the digraph mantra 'two letters, one sound' to remind the children that 'ss', 'll' and 'ff' are digraphs. When writing, use the formation phrase twice for each of the double letters. Remind children that these are digraphs before you write them.

